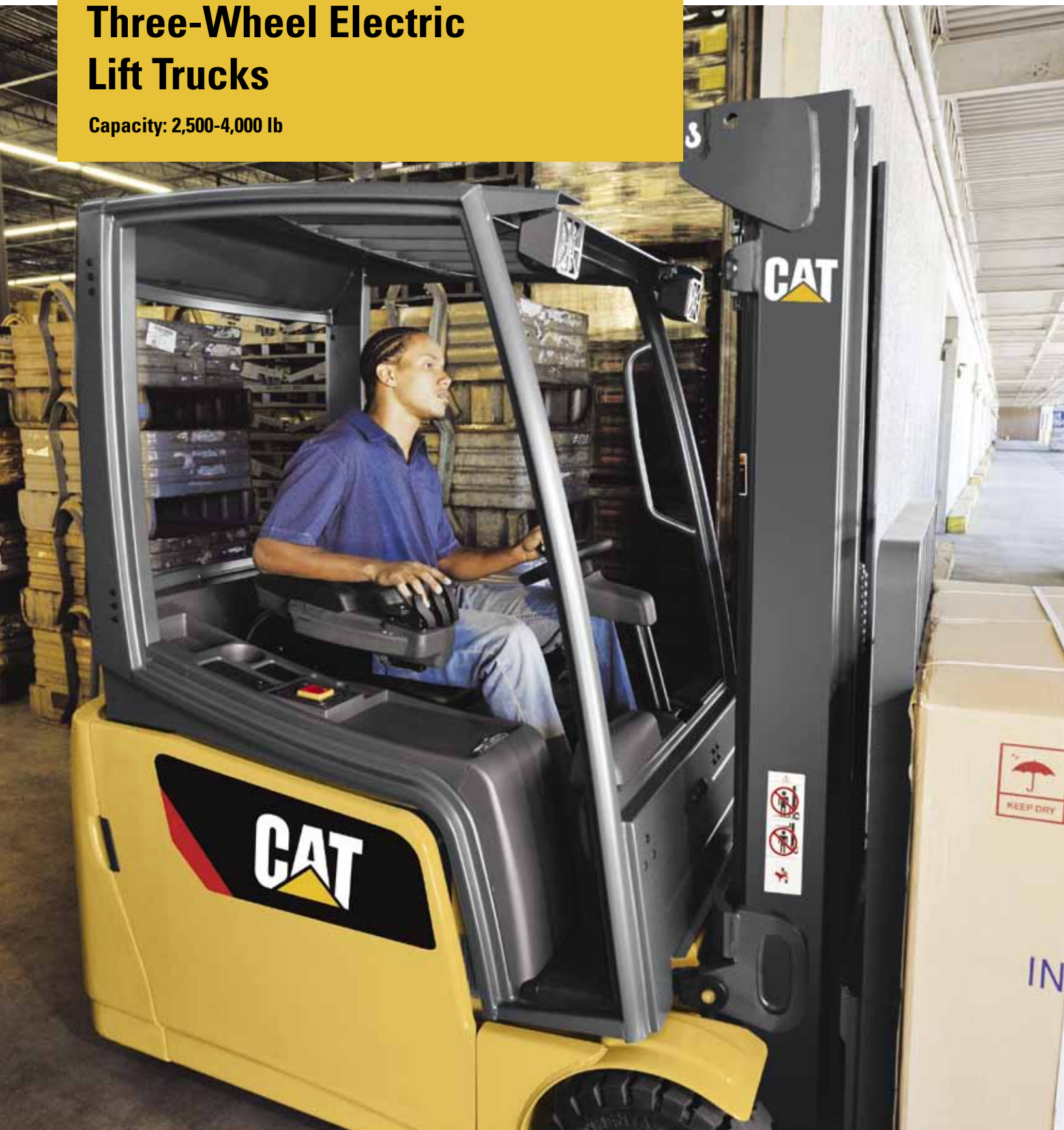


Three-Wheel Electric Lift Trucks

Capacity: 2,500-4,000 lb



2ET2500-2ET4000 Series

Combining the latest in operator ergonomics, advanced AC control systems and customized performance, the 2ET2500-2ET4000 Series of three-wheel electric trucks provides maximum performance in a variety of applications. Supported by the industry-leading Cat® lift truck dealer network, these trucks are the ideal choice for your material handling needs.

Lower Energy Consumption. High efficiency and regenerative braking on the 2ET2500-2ET4000 Series of lift trucks result in the ability to operate over two shifts on one battery charge in many applications.

Increased Productivity. High torque at all speed levels ensures a highly-productive operation. The benefit is considerably faster throughput or even a possible reduction in fleet size.

Extended Areas Of Operation. Electric motors protected to IP54 and specially designed options such as operator cabins allow for operation in areas outside of traditional electric lift truck applications.



Model	Capacity (lbs)						
	2,500	2,750	3,000	3,250	3,500	3,750	4,000
2ET2500	■						
2ETC3000		■					
2ET3000			■				
2ETC3500				■			
2ET3500					■		
2ET4000						■	

Comfortable Ride

The floating cab rests on cushioning bushings, working with the full-suspension seat to absorb floor shocks and overall vibration. The narrow steer column adjusts for height and proximity, resulting in additional legroom, while the AC steer system provides low-effort, responsive steer control.



Spacious operator compartment



Advanced Ergonomics

A comfortable operator is a productive operator — and the 2ET2500-2ET4000 Series gives your operators the tools they need to do their jobs efficiently.



In Control

The standard fingertip hydraulic controls are integrated into the armrest and offer low-effort, precise control. The travel direction switch and horn are integrated into the module for simultaneous functionality. Joystick control is available as an option.



Optional joystick control

Premium Operator Display

The easy-to-read, cowl-mounted display includes a steer direction indicator, maintenance reminders and selectable performance modes which provide considerable adjustments to the drive and hydraulic functions to meet operator requirements.



Optimized display panel raises awareness

RELIABILITY

Powerful Technology

The 2ET2500-2ET4000 Series is built to maximize uptime. From the low-maintenance components to the high-efficiency systems, these lift trucks will spend their time on what matters most — moving product.



Efficient Performance

This truck offers both improved efficiency through the design of the AC control system and optimal energy recovery through the regenerative braking system. The result is a truck that can run for over two shifts on one battery charge in many applications.

Reliable Motors

The AC electric motors are protected to IP54, protecting them against dust, water and chemicals. The motors are extremely quiet and provide precise performance at all power levels.



Energy efficiency, zero emissions



Optimized Visibility

Narrow mast channels, a very low-profile cowl and open overhead guard help by providing improved operator visibility to the load and in their surroundings during operation.

Application Options

Options such as attachments, operator cabs, specialty tires and cold store modification can customize the truck for your specific application needs, extending equipment service life and minimizing product damage.

Effortless Maintenance

With extended service intervals, display-based indicators and reminders and easy access to service components, you can count on maximizing uptime and lowering maintenance costs with your Cat lift truck.



Increased visibility



Operator cabs



Service time is minimized

CUSTOMER SERVICE

Best Warranty In The Industry

We stand behind our products, giving you peace of mind by helping your trucks stay on the job, day after day. Every new Cat lift truck is covered by a 2-year/unlimited hours warranty that includes parts and labor regardless of service hours. All components and systems are covered. With our standard 3-year/6,000 hours extended powertrain warranty, you'll have the confidence that only comes from owning a Cat lift truck.



Free Loaner Service Guarantee*

If your lift truck is not repaired right the first time or within the quoted time, you will receive a free loaner truck while the repair is completed.



Designed to keep you moving

Parts Fast Or Parts Free*

The Parts Fast Or Parts Free Guarantee ensures next-business-day delivery of parts for all brands of lift trucks, or they're free, including freight. If your part doesn't come in by the next business day, we pay for it.



Parts for all brands of lift trucks



Flexible Financing Options*

Financing your next Cat lift truck is easy with our wide range of flexible leasing and purchasing options. Whether you want to finance or lease, your local Cat lift truck dealer can help customize a package tailored to your specific needs.

Dealers You Can Depend On

With hundreds of dealer locations throughout North and South America, Cat lift truck dealers provide more than just lift trucks. From flexible financing options, parts, service and product support, our dealers are unsurpassed.

Free Planned Maintenance*

Proper maintenance of your truck helps assure top performance over the long haul. That's why every new Cat lift truck gets its first planned maintenance completed by your local Cat lift truck dealer at no cost to you.



Custom financing packages



Professionals you can depend on



Quality service at the right price

* Programs may be subject to change without notice and may vary by region. Please ask your local Cat® lift truck dealer for complete terms and conditions.

Specifications

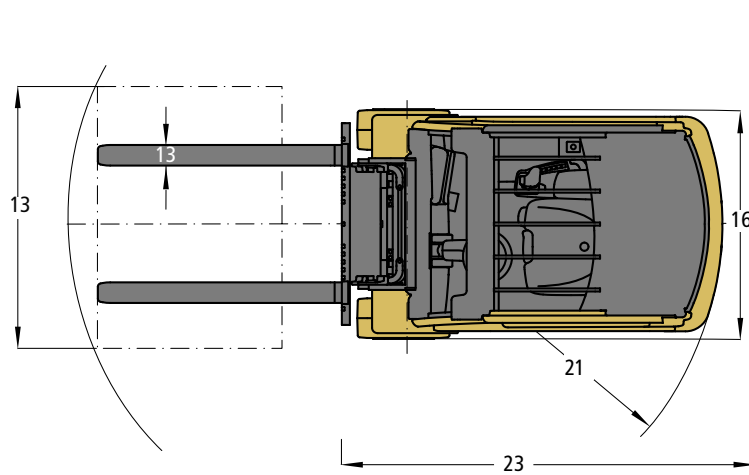
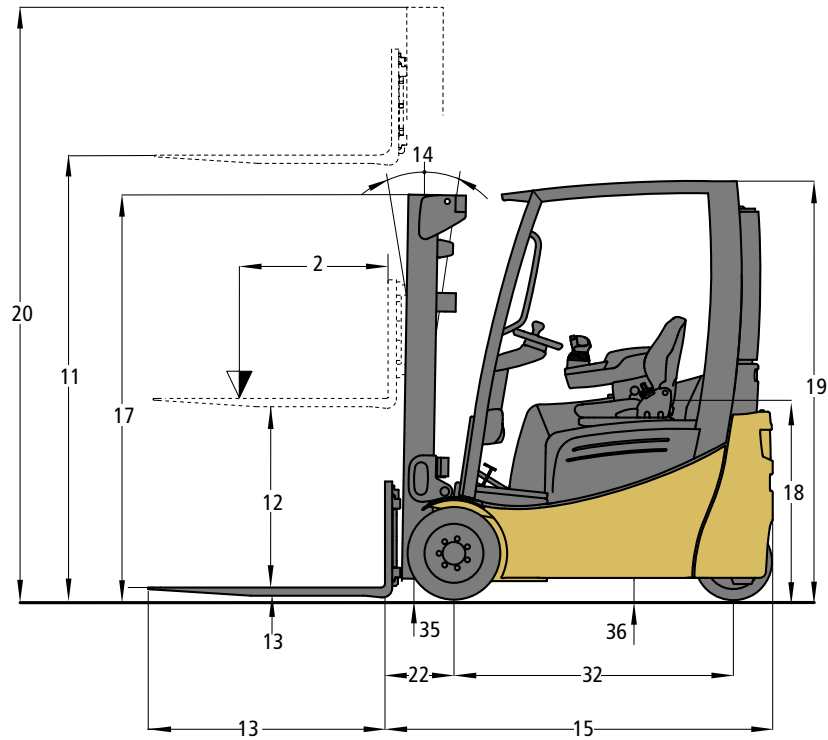
Characteristics				2ET2500		2ETC3000			
1	Capacity	at rated load center	lb	kg	2,510	1,300	3,100	1,600	
2		at load center – distance	in	mm	24	500	24	500	
3	Power	diesel, gasoline, LP gas, electric			electric		electric		
4	Tire type	cushion, solid pneumatic			solid pneumatic		solid pneumatic		
5	Wheels (x = driven)	number front / rear			2x/2		2x/2		
Dimensions				2ET2500		2ETC3000			
11	Lift with standard two-stage mast (ZT)	maximum fork height	in	mm	118	3,000	118	3,000	
12		free fork height	in	mm	5.9	150	5.9	150	
13	Forks	thickness x length x width	in	mm	1.4 x 3.9 x 45.3	35 x 100 x 1,150	1.6 x 3.9 x 45.3	40 x 100 x 1,150	
	Fork spacing	out-to-out minimum / maximum	in	mm	12.3/36	312/914	12.3/36	312/914	
14	Tilt	forward / backward	deg		7/7		7/7		
15	Overall dimensions	length to fork face	in	mm	69.8	1,774	74.3	1,887	
16		width	standard	in	mm	41.7	1,060	41.7	1,060
			w/ wide stance drive wheels	in	mm	n/a		n/a	
17		height	with lowered mast	in	mm	79	2,000	79	2,000
18			seat height to SIP	in	mm	36.2	920	36.2	920
19			to top of overhead guard	in	mm	80.4	2,040	80.4	2,040
20	with extended mast		in	mm	166	3,560	166	3,560	
21	Minimum outside turning radius		in	mm	56.7	1,440	60.9	1,548	
22	Load moment constant		in	mm	13.2 ¹⁾	335	13.4 ¹⁾	340	
23	Minimum aisle - 90° stack – must add load length and clearance		in	mm	69.9 ¹⁾	1,780	74.3 ¹⁾	1,890	
Performance				2ET2500		2ETC3000			
24	Speeds	travel speed	loaded	mph	km/h	10	16	10	16
			empty	mph	km/h	10	16	10	16
		lift speed	loaded	fpm	m/s	94.5	0.48	96.5	0.49
			empty	fpm	m/s	118.1	0.60	118.1	0.60
26	lowering speed	loaded	fpm	m/s	108.3	0.55	108.3	0.55	
		empty	fpm	m/s	108.3	0.55	108.3	0.55	
28	Gradeability	Maximum gradeability	loaded	%		28	27	35	
			empty	%		35	35	35	
Weight				2ET2500		2ETC3000			
29	Empty	with minimum weight battery	lb	kg	5,947	2,698	6,520	2,957	
30	Axle load	with rated load	front	lb	kg	7,434	3,514	8,474	4,014
			rear	lb	kg	1,023	484	1,146	543
		without load	front	lb	kg	2,885	1,309	3,067	1,391
			rear	lb	kg	3,062	1,389	3,453	1,566
Chassis				2ET2500		2ETC3000			
31	Tire size	front, standard solid pneumatic tires	in		18 x 7-8		18 x 7-8		
		rear solid pneumatic tires	in		140 / 55-9		140 / 55-9		
32	Wheelbase		in	mm	49.2	1,249	53.4	1,357	
33	Tread width	front, standard solid pneumatic tires	in	mm	35.6	904	35.6	904	
34		rear solid pneumatic tires	in	mm	6.9	176	6.9	176	
35	Ground clearance	at lowest point at mast	in	mm	3.1	80	3.1	80	
36		at center of wheelbase	in	mm	3.9	100	3.9	100	
37	Brakes	service	type		electric / mechanical		electric / mechanical		
38		parking	type		electromagnetic		electromagnetic		
Powertrain				2ET2500		2ETC3000			
39	Battery	type			lead-acid		lead-acid		
40		dimensions (length x width x height)	in		20.55 x 32.68 x 24.69		24.80 x 32.68 x 24.69		
41		maximum capacity at 6 hour discharge rate	Ah	kWh	400	18.7	500	23.3	
42		weight, minimum	lb	kg	1,497	679	1,791	812	
43	Motors	traction output (60 min. rating) x 2	HP	kW	6.0	4.5	6.0	4.5	
44		lift output (15% rating)	HP	kW	15.4	11.5	15.4	11.5	
45	Controls	drive	type		Impulse / AC		Impulse / AC		
46		hydraulic	type		AC		AC		
47	Relief pressure	for attachments at auxiliary	psi	bar	2,900	200	2,900	200	
48	Noise level	mean value at operator's ear	dB(A)		66		66		

NOTE: These specifications assume the use of drive axles, tires and tilt angles specified. Any modification to specifications, or any other combination of specifications made after the shipment of the truck, requires prior written approval from Mitsubishi Caterpillar Forklift America Inc. (MCFI). (See ANSI/ITSDF B56.1.) Also be advised that overall operating visibility may be affected by the mast configuration and mast options of your lift truck. Therefore, you may need to add ancillary [auxiliary] devices or modify your operating practices. Consult your dealer for further information.

2ET3000		2ETC3500		2ET3500		2ET4000	
3,100	1,600	3,490	1,800	3,490	1,800	3,880	2,000
24	500	24	500	24	500	24	500
electric		electric		electric		electric	
solid pneumatic		solid pneumatic		solid pneumatic		solid pneumatic	
2x/2		2x/2		2x/2		2x/2	
2ET3000		2ETC3500		2ET3500		2ET4000	
118	3,000	118	3,000	118	3,000	118	3,000
5.9	150	5.9	150	5.9	150	5.9	150
1.6 x 3.9 x 45.3	40 x 150 x 1,150	1.6 x 3.9 x 45.3	40 x 100 x 1,150	1.6 x 3.9 x 45.3	40 x 100 x 1,150	1.6 x 3.9 x 45.3	40 x 100 x 1,150
12.3/36	312/914	12.3/36	312/914	12.3/36	312/914	12.3/36	312/914
7/7		7/7		7/7		7/7	
78.5	1,995	74.3	1,887	78.5	1,995	78.5	1,995
41.7	1,060	44.1	1,120	44.1	1,120	44.1	1,120
n/a		n/a		n/a		n/a	
79	2,000	79	2,000	79	2,000	79	2,000
36.2	920	36.2	920	36.2	920	36.2	920
80.4	2,040	80.4	2,040	80.4	2,040	80.4	2,040
166	3,560	166	3,587	166	3,587	166	3,587
65.2	1,655	60.9	1,548	65.2	1,655	65.2	1,655
13.4 ¹⁾	340	13.4 ¹⁾	340	13.4 ¹⁾	340	13.4 ¹⁾	340
78.6 ¹⁾	2,000	74.3 ¹⁾	1,890	78.6 ¹⁾	2,000	78.6 ¹⁾	2,000
2ET3000		2ETC3500		2ET3500		2ET4000	
10	16	10	16	10	16	10	16
10	16	10	16	10	16	10	16
96.5	0.49	86.6	0.44	86.4	0.44	78.7	0.40
118.1	0.60	108.3	0.55	108.3	0.55	108.3	0.55
108.3	0.55	108.3	0.55	108.3	0.55	108.3	0.55
108.3	0.55	108.3	0.55	108.3	0.55	108.3	0.55
27		26		25		24	
35		35		35		35	
2ET3000		2ETC3500		2ET3500		2ET4000	
6,627	3,006	7,084	3,213	6,957	3,156	7,343	3,331
8,480	4,015	9,306	4,412	9,191	4,360	9,814	4,661
1,247	590	1,268	601	1,256	596	1,409	669
3,243	1,471	3,066	1,391	3,298	1,496	3,259	1,478
3,384	1,535	4,018	1,822	3,659	1,660	4,084	1,853
2ET3000		2ETC3500		2ET3500		2ET4000	
18 x 7-8		200 / 50 - 10		200 / 50 - 10		200 / 50 - 10	
140 / 55 - 9		140 / 55 - 9		140 / 55 - 9		140 / 55 - 9	
57.7	1,465	53.4	1,357	57.7	1,465	57.7	1,465
35.6	904	36	914	36	914	36	914
6.9	176	6.9	176	6.9	176	6.9	176
3.1	80	3.1	80	3.1	80	3.1	80
3.9	100	3.9	100	3.9	100	3.9	100
electric / mechanical		electric / mechanical		electric / mechanical		electric / mechanical	
electromagnetic		electromagnetic		electromagnetic		electromagnetic	
2ET3000		2ETC3500		2ET3500		2ET4000	
lead-acid		lead-acid		lead-acid		lead-acid	
29.06 x 32.68 x 24.69		24.80 x 32.68 x 24.69		29.06 x 32.68 x 24.69		29.06 x 32.68 x 24.69	
600	27.8	500	23.3	600	27.8	600	27.8
2,147	974	1,791	812	2,147	974	2,147	974
6.0	4.5	6.0	4.5	6.0	4.5	6.0	4.5
15.4	11.5	15.4	11.5	15.4	11.5	15.4	11.5
Impulse / AC		Impulse / AC		Impulse / AC		Impulse / AC	
AC		AC		AC		AC	
2,900	200	2,900	200	2,900	200	2,900	200
66		66		66		66	

1) Add 1.0" (25mm) if truck is equipped with a triplex mast; Add an additional 0.9" (23mm) if equipped with an integrated sideshifter, or an additional 2.4" (60mm) if equipped with a hang-on sideshifter.

Call-out numbers shown in diagram correspond to the first column of the specifications chart.



Safety Standards

These trucks meet American National Standards Institute/ Industrial Truck Standards Development Foundation, ANSI/ITSDF B56.1. Users should be aware of, and adhere to, applicable codes and regulations regarding operator training, use, operation and maintenance of powered industrial trucks, including:

- ANSI/ITSDF B56.1.
- NFPA 505, fire safety standard for powered industrial trucks - type designations, areas of use, maintenance, and operation.
- Occupational Safety and Health Administration (OSHA) regulations that may apply.

Specifications, equipment, technical data, photos and illustrations based on information at time of printing and subject to change without notice. Some products may be shown with optional equipment.

Enhance Your Experience

The 2ET2500-2ET4000 Series lift trucks provide several convenient battery access and extraction alternatives for you to choose from based on your application needs.



Battery Access
for maintenance (standard equipment)



Roller Bed Extraction



Manual Pallet Jack Extraction
with SnapFit



Crane Extraction
with SnapFit



Quality

Reliability

Customer Service

Experienced professionals at your local dealership and on our National Accounts Team can assist you with your lift truck purchase or lease. Your Cat lift truck dealer can provide options and additional visual and audible warning devices geared toward your specific requirements. Operator training programs are also available to boost productivity and to help reduce the potential for product damage and personal injury.



Three-Wheel Electric Lift Trucks

Capacity: 2,500-4,000 lb

1-800-CAT-LIFT | www.cat-lift.com

Copyright © 2011 by MCFA. All rights reserved. CAT, CATERPILLAR, their respective logos, "Caterpillar Yellow" and the "Power Edge" trade dress, as well as corporate and product identity used herein, are trademarks of Caterpillar and may not be used without permission. All registered trademarks are the property of their respective owners. Some products may be shown with optional equipment. Printed in U.S.A.

CECM0020-01

08/11

CAT® Lift Trucks