

Advance Terra[®] 132B

Walk-Behind Sweeper Vacs



INDUSTRIAL
STRENGTH
CLEANING
SOLUTIONS



Superior industrial cleaning from a rugged and easy to use sweeper

 **Advance**
by Nilfisk-Advance



Advance Terra® 132B

Rugged Battery Sweeper

Designed for Industrial Sweeping...

The Advance Terra® 132B sweeper has been engineered to address a wide span of floor cleaning needs. The main broom counter rotates against the direction of travel providing superior cleaning. The side broom can be lowered to edge clean while you sweep.

The Terra® 132B is quiet to not disturb, or even be noticed by others close by. Since it is battery operated, you have free roaming abilities and no cord tripping hazards. The large 1.8 cubic foot (51 L) hopper and over-throw sweeper design allows you to spend more time cleaning and less time emptying the hopper.

Cleaning all floor surfaces, even in the most congested areas, the Advance Terra® 132B provides maximum performance for greater productivity.

Ideal Applications Include —

- Sidewalks and Curbs
- Airports
- Factories
- Machine Shops
- Warehouses
- Congested Aisles

The Terra® 132B has excellent dust control. It utilizes a two-stage filter system that consists of a prefilter grid and a main panel filter. The prefilter traps larger light debris and particles allowing the main filter to work more effectively. The manual filter shaker frees up dust from the filter to maintain high dust control efficiency. An electric filter shaker option is also available.

The onboard charger makes recharging the unit fast and simple. Recharge at anytime and anyplace without the need for a special battery room.

Since productivity matters, the Advance Terra® 132B is over ten times more productive than a person working with a manual push broom. And since the Advance Terra® 132B is powered with traction, operators remain fresher for other operations after sweeping.



VALUE FEATURES

Two stage dust control system for more effective dust control. Access filters without tools.



Sweeps up to 38,700 ft² (3,596 m²) per hour




Turn the key and the full system is operational



Onboard charger provides the flexibility to charge anywhere




No tools needed to access brooms and dust filter




Main broom easily removed and replaced without the use of tools.



Convenient onboard charger provides flexibility to charge at anytime, anyplace.



Ergonomic, height adjustable handle design with conveniently located controls for safe and easy use by the operator.



No tools required to access brooms and filter. Hood opens providing full maintenance accessibility to the cleanly engineered internal systems.



Excellent edge cleaning results from side broom. Eliminates secondary edge cleaning operation common with vacuuming.

VALUE FEATURES



Advance Terra® 132B — Durable, Economical Sweeping Solution

Industrial Strength Solutions...

- Our products are built tough and feature innovative technology that increases productivity and drives down the cost to clean.
- Expert service and maintenance for your products is available by factory-trained personnel around the world, as well as fast parts delivery.
- Maintain peak performance with Nilfisk Genuine OEM Parts.

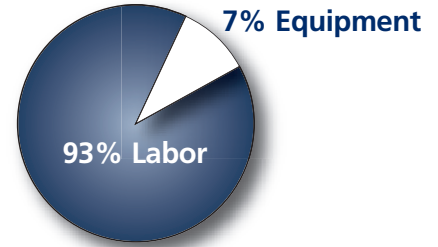
Nilfisk Genuine OEM Parts

Clean up on your bottom line with higher productivity equipment

Labor is by far the major component of overall cleaning costs. Equipment cost is typically only 7% of the overall cost.

Products that provide a significant productivity increase, like the Advance Terra® 132B, pay for themselves in labor savings in a very short time.

Cleaning Costs



Accessories

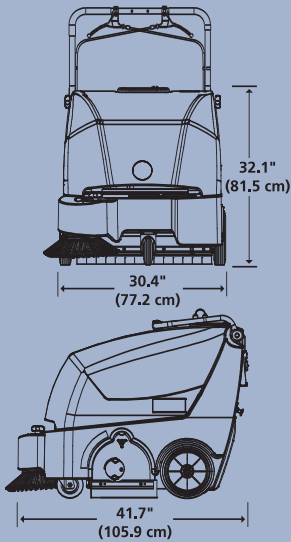
Brooms: Various main and side broom options are available for different applications.

Dust Filters: Filter options are available that provide higher filtration and/or water washability.

Technical Specifications

Sweeping Path	32 in (81.3 cm)
Main Broom	24 in (61 cm) x 10.5 in (27 cm)
Side Broom	14 in (42 cm) diameter
RPM	400
Hopper Capacity	1.8 ft ³ (51 L)
Dust Filter	Resin-coated, pleated paper panel, 27 ft ² (2.5 m ²) area
Motor	600 W
Batteries	Two 6 V, 238 Ah, wet
Max Speed	2.8 mph (4.5 kph), forward only

Machine Weight	<i>Machine Only</i> – (with onboard charger) 217 lb (98 kg)
Battery Weight	Two 6 V, 238 Ah – 132 lb (60 kg)
Battery Charger	Standard onboard, 12 V, 20 amp, wet/dry
Part Number	56 102 248 w/(2) 6V, 238 Ah batteries, 12 V, 20 amp onboard charger



Specifications are subject to change without notice.



14600 21st Avenue North
Plymouth, MN 55447-3408
www.advance-us.com
Phone: 800-850-5559
Fax: 800-989-6566

396 Watline Avenue
Mississauga, Ontario, Canada L4Z 1X2
www.nilfisk-advance.com
Phone: 800-668-8400 or 905-712-3260
Fax: 800-263-5111 or 905-712-3255